


ZX Spectrum Multi I/O Interface - Fully Assembled



A fully assembled/tested Multi I/O Interface for the ZX Spectrum

Rating: Not Rated Yet

Price

Total Price: £62.50

Price excl. VAT (EU only): £62.50

VAT (EU only):

[Ask a question about this product](#)

Manufacturer: [Ian Johnston Engineering Ltd.](#)

Model: ZXIO1

HANDMADE IN GREAT BRITAIN

A Multi I/O Expansion Board for the ZX Spectrum giving Analogue Input/Output, Digital Input/Output and I2C expansion capability.

INTRO

A Multi I/O board for the Sinclair ZX Spectrum.

Featured as a design project right here at [IanJohnston.com](#) this interface gives the Sinclair ZX Spectrum multiple I/O connectivity by way of an interface which plugs into the rear expansion port of the ZX Spectrum.

I never intended to sell this product as it was just a project for myself, however, there has been some interest so I have built up a few to sell, albeit at just over cost price.

- ADC - 4 analogue inputs - 12 to 18bit configurable
- DAC - 4 analogue outputs - 16bit
- 24 digital I/O (8 outputs, 8 inputs, 3 on-boards LED's, 4 on-board jumpers & I2C)
- I2C bus interface

The project page [here](#) describes the design in detail including the hardware & software.

Important: Please check it out, it gives far more detail on the interface that I don't want to simply repeat here. A knowledge of how to use the ZX Spectrum, ZX Spectranet card & Boriel ZX Basic Compiler is assumed.

What you get:

- Fully assembled & tested ZX Spectrum Multi I/O board V1.0
- USB flash drive containing a copy of the open source development software I collected during the project (Spectranet zmakebas, z88dk C Compiler, Boriel ZX Basic Compiler, ZX Spectrum TNFSD), and also the demo BASIC program I wrote which demo's how to program the interface.
- Printed diagram showing the I/O connections.

What you DON'T get:

- ZX Alioth Spectranet Interface. Required if you want to replicate my own DEV system. You can get them from various sources, i.e. [here](#).

FUNCTIONS & FEATURES:-

16bit Analogue Output = Range 0 to 5vdc (0 - 65535, actual minimum output voltage typically 0.05Vdc).

16bit Analogue Input = Range 0 to 10Vdc (0 - 65535).

Digital outputs = ULN2803 darlington logic buffer. Datasheet [here](#).


Digital inputs = 10k pull-up to +5.3vdc, external connection via contact to 0vdc (GND).

I2C = Bi-directional I2C communication to further external Slave.

NOTE: The interface is tested with a 48K ZX Spectrum Issue 2 (Important: It is untested with other versions, I do know it doesn't work with the 128K Toastrack, I never got around to troubleshooting).


PHOTOS:-

Here is the complete assembled board ready to plug into the ZX Spectrum / ZX Spectranet card.



This photo show the major components on the board and the designation of the screw terminals for the I/O.

Electronics : ZX Spectrum Multi I/O Interface - Fully Assembled



Under development in my own workshop. The interface is plugged into the Alioth ZX Spectranet card (not included in the sale).



Manufacturer:

Ian Johnston Engineering Ltd.
VAT Registration No: 865 9910 71
Company Registration No. 288019

A VAT invoice (paid) will be supplied with every order.